



Centrifugal E booster units.



Dosanova Pressure Boosters are pump units that give an extra boost to the cleaning process.

Dosanova E - Stationary Booster pump, is designed for cleaning with pressurized water and is to be connected to a number of Dosanova central or decentral satellites.

The E-booster pump is especially appropriate for cleaning applications in food processing, e.g. in dairies, breweries, fish industries, prepared food industries, industrial kitchens and other places where a high level of hygiene is required.

Flexibility in pressure 10-25 bar and flow.

Constant pressure on outgoing media.

Optimal energy consumption.

Stainless steel Floor-standing unit.

Unit is intended for central placement (non-production areas).

Both water supply from tank and pressurized (1-6 bar) is possible.

Low maintenance costs.

Alarm Feature for low pressure water pressure is standard on all units.

When feeding from tank is the possibility for connection to the float switch.

The E - Boosters supplies pressurized water to satellites and frequency controlled pumps built in the units guarantee smooth and even water pressure during the whole cleaning process.

The frequency-controlled pumps are equipped as standard with the following parts:

Stainless steel skid.

Stainless steel shut-off valves on in and outlet.

Stainless steel pipework

Stainless steel check valve(s)

Stainless steel dry running protection.

Stainless steel pressure gauges on in and outlet.

Stainless steel pressure capture sensor.

Stainless steel booster pump(s).

IE5 motor, in accordance with IEC 60034-30-2.

Frequency inverter and a PI controller in the motor terminal box.

Accumulator.

On/Off Switch.

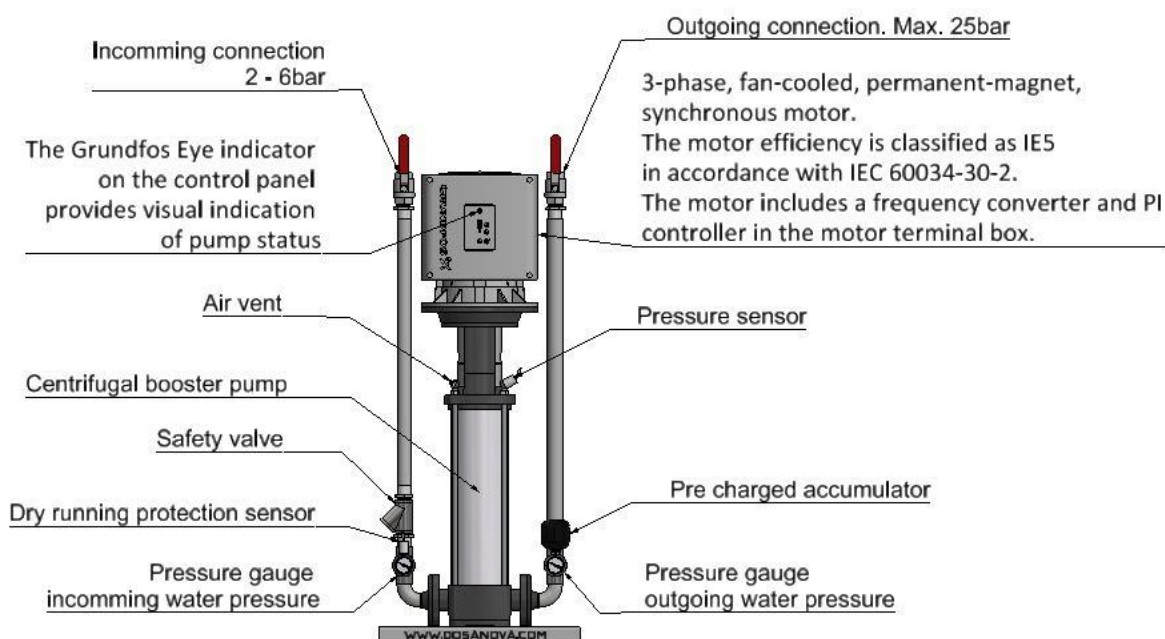
Grundfos "GO" Remote.

Plug & play delivery.



**All parts on motor, pump frequency control are original Grundfos parts.
This makes world-wide Grundfos service possible.**

Building method:



Standard Dosanova E Booster Units.

	Reference	961.080E	961.120E	961.150E	961.300	961.450	961.600
Outgoing pressure	Bar	20-25	20-25	20-25	20-25	20-25	20-25
Flow capacity	Liter/min.	80	120	165	330	495	660
Simultaneous Users.		1/3	1/4	1/6	1/10	1/15	1/20
Inlet	Inch	1 1/4	1 1/4	1 1/2	2 1/2	2 1/2	2 1/2
Supply pressure	Bar	2-6	2-6	2-6	2-6	2-6	2-6
Max. temperature	C°	70	70	70	70	70	70
Outlet	Inch	1 1/4	1 1/4	1 1/2	1 1/2	3"	3"
Voltage	Volt	3x400	3x400	3x400	3x400	3x400	3x400
Power	kW	4	6	7.5	15	22.5	30

On demand we construct analogue centrifugal boosters.



For some applications where there is no variation in the water flow. In this case we produce analogue centrifugal booster.

The analogue pumps are equipped as standard with the following parts:

Stainless steel skid.
Stainless steel shut-off valves on in and outlet, check valve on inlet.
Stainless steel pipework.
Stainless steel pressure gauges on in and outlet.
Pressure capture sensor for automatic start/stop.
Stainless steel booster pump(s).
IE5 motor , in accordance with IEC 60034-30-2.
Accumulator, On/off switch, Plug & play delivery.

Triplex boosters



Dosanova is a manufacturer of quality, industrial, positive displacement, triplex piston and plunger pumps and custom engineered pumping systems with years of experience in industrial high pressure systems.

We offer a complete range of piston and plunger pumps from 20 to 690 bar and from 0,5 up to 284 l/min.

Our pumps are triplex, high-pressure, liquid pumps known around the world as dependable, continuous duty, long-life pumps and they are pumping in thousands of applications.

Dosanova pumps are equipped with:

- Ground pistons for smoother stroke and better oil-tightness.
- Oversized shaft and long end section for better torque transmission.
- Extra-thick ceramic pistons for greater durability.
- Intake and delivery valves with larger water passages.
- Rods made of a special alloy antifricition.
- Forged pump head, designed for strength.
- Double gasket sealing system – On Demand high temperature seals 85°C
- Tapered roller bearings with high resistance.
- Body of the pump designed for long-term durability.

High performance, low maintenance and reliability are guaranteed by quality materials that ensure a long life.



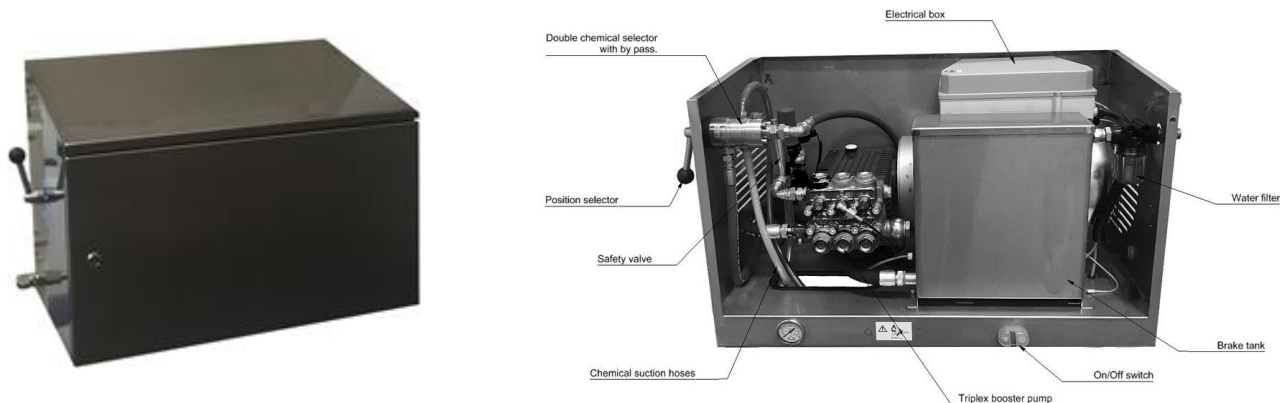
Our user-friendly, safe and low-maintenance products are unique in their minimized consumption of precious resources such as water, energy and cleaning agents. They impress with their easy handling, high quality and long durability. We develop a tailor-made cleaning solution exactly meeting your individual needs and will confirm it through demonstrations and test cleaning cycles on site.

Triplex boosters.



HPJET series

Stationary Triplex pressure unit with hygienic stainless steel cabinet and integrated satellite for 2 chemicals and rinse.



Reference	100.144	100.145	100.146
Model	HPJET15	HPJET21	HPJET30
Inlet supply pressure:	2 - 6 bar	2 - 6 bar	2 - 6 bar
Minimal supply flow:	20Lpm	25Lpm	35Lpm
Outlet flow range:	15 Lpm	21 Lpm	30 Lpm
*Max. water temperature:	85°C	85°C	85°C
Rinse pressure:	20-200 bar	20-200 bar	40-200 bar
Chemical injectors:	2	2	2
Chemical dosing ratio:	0.15 - 15%	0.15 - 15%	0.15 - 15%
Functions:	<ul style="list-style-type: none"> • Foam • Disinfect • Rinse 	<ul style="list-style-type: none"> • Foam • Disinfect • Rinse 	<ul style="list-style-type: none"> • Foam • Disinfect • Rinse
Voltage:	3x400V 50Hz	3x400V 50Hz	3x400V 50Hz
Dimensions mm (WxHxD):	950x540x455mm	950x540x455mm	950x540x455mm
Power:	5.5 kW	7.5kW	11Kw
Accessories type:	●	●	●

All units are standard delivered with:

Elastic coupling between motor and shaft for a smooth transfer and power distribution.

Stainless steel brake tank.

Dry running protection.

Pressure regulator with bypass unit.

TST: automatically stops the machine (in standby) after 25 Sec. use.

SBS: automatically complete shut off after 60min in total stop.

DSS: Drop stop system, Total stop system if there are leakages.

SWI: security water level system. Stops the machine in case of water lack.

Stainless steel wall support.

Yellow suction hose kit for disinfection concentrate.

Bleu suction hose kit for foam cleaning concentrate.

8 Chemical dosing regulator tips.

± 5 meter of power cable.

Triplex boosters.



KS series



Stackable stationary boosters pumps for multi users.

Groups stationary cold water KS series are designed to ensure professional results and daily use and continued.

The KS Booster pump, is designed for cleaning with pressurized water and is to be connected to a number of Dosanova central or decentral satellites.

Flexibility in pressure 20-200 bar and flow.

Constant pressure on outgoing media.

Optimal energy consumption.

Stainless steel frame

Unit is intended for central placement (non-production areas).

Both water supply from tank and pressurized water (1-6 bar) is possible.

Low maintenance costs. .

When feeding from tank, there is a possibility for connection to the float switch.

MEC series electric induction motor, S1 continuous duty with thermal protection integrated on the windings.

Motor with high efficiency, therefore, with high performance and lower power consumption. Elastic coupling.

Inline professional Triplex pump (with connecting rods), and ceramic pistons.

Internal hour counter

Damper, pressure regulator with bypass unit.

TST: automatically stops the machine (in standby) after 25 Sec. use.



Reference	3.023.14.407	3.023.14.410	3.023.14.411
Model	KS400TST	KS500TST	KS600TST
Inlet supply pressure:	2 - 6 bar	2 - 6 bar	2 - 6 bar
Minimal supply flow:	20Lpm	25Lpm	35Lpm
Outlet flow range:	15 Lpm	21 Lpm	30 Lpm
*Max. water temperature:	85°C	85°C	85°C
Rinse pressure:	20-200 bar	20-200 bar	20-200 bar
Voltage:	3x400V 50Hz	3x400V 50Hz	3x400V 50Hz
Dimensions mm (WxHxD):	750x600x770mm	750x600x770mm	750x600x770mm
Weight (Kg):	70	84	96
Power:	5.5 kW	7.5kW	11Kw
Accessories type:	●	●	●

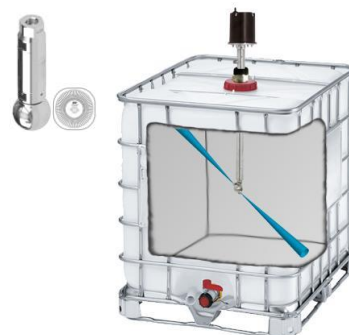


Triplex boosters

Mobile tank, vessel and belt cleaner series

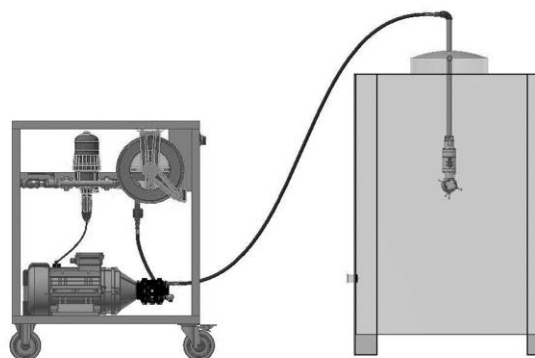
The mobile tank cleaner unit is specially designed for the cleaning of the inside of tanks, IBC's, and other difficult places to reach where a rotating cleaning head can't.

Next to tank cleaning the unit can also be used as a automatic belt cleaner or heavy duty washing station for external cleaning with foam and disinfection options.



Reference	Ref. 110.100 – Type FR	Ref. 110.110 Type FFR
Water supply:	G 1 1/4"	G 1 1/4"
Minimal water supply:	100 litre /minute	100 litre /minute
Water temperature supply:	0 – 40°C	0 – 40°C
Automatically shut off pressure when water pressure is to low:	1,5bar.	1,5bar.
Electrical supply:	3 x 400V / 50Hz	3 x 400V / 50Hz
Power:	22kW / 40 Amp	22kW / 40 Amp
Functions:	<ul style="list-style-type: none"> • Foam cleaning • Clear water rinse 	<ul style="list-style-type: none"> • Foam cleaning • Clear water rinse • Disinfection
Dosing ratio foam cleaning:	0,5 – 5%	0,5 – 5%
Dosing ratio Disinfection:	0,2 – 2%	0,2 – 2%
Length was down hose from unit:	20 meter.	20 meter.
Adjustable work pressure	20 - 175bar	20 - 175bar
Max. water flow:	80 litre	80 litre
Accessories type:	•	•

- Adjustable program shuts down the pump when program is finished.
- Transformer to 24V.
- Emergency switch with special relay's.
- Amplifier remote control and receiver.
- Single or Double By pass system with stainless steel.
- Foam chemical, rinse, disinfection selection.
- Hydraulic dosing injection according water passage.
- Stainless steel self-retracting automatic hose reel.
- Dry running protection.
- Stainless steel canister holders.





Cold water triplex boosters

Special units

Stainless steel forklift skid with Triplex high pressure unit.
Equipped with automatic spring driven hose reel with 100meter of wash-down hose.
The hose reel can turn 360° on a lockable turning plate.



Reference	Ref. 100.146X SP
Water supply:	G 1"
Minimal water supply:	35 litre /minute
Dry running protection:	Brake tank with float valve
Water temperature supply:	0 – 85°C
Electrical supply:	3 x 400V / 50Hz
Power:	11kW
Functions:	<ul style="list-style-type: none"> • Foam cleaning • Spray cleaning • Clear water rinse
Chemical injection	4 chemicals
Dosing ratio foam cleaning:	0,15 – 15%
Length wash down hose	100 meter.
Adjustable work pressure	20 - 200bar
Max. water flow:	30 litre
Accessories type:	•

Multi pump units

Custom made Dosanova E – Stationary triplex Booster pump, is designed for cleaning with pressurized water and is to be connected to a number of Dosanova central or decentral satellites.

The E-booster pump is especially appropriate for cleaning applications in food processing, e.g. in dairies, breweries, fish industries, prepared food industries, industrial kitchens and other places where a high level of hygiene is required.

Flexibility in pressure 20-200 bar and flow.
Constant pressure on outgoing media.
Optimal energy consumption.
Stainless steel Floor-standing unit.
Unit is intended for central placement (non-production areas).
Unit is designed for 1 to 5 simultaneous users.





Triplex boosters with internal heater

WSF Series

WSF hot water Stationary Booster pump, is designed for cleaning with pressurized water and is to be connected to a number of Dosanova central or decentral satellites.

The hot water Triplex pump is especially appropriate for cleaning applications in food processing, e.g. in dairies, breweries, fish industries, prepared food industries, industrial kitchens and other places where a high level of hygiene is required.



WSF stationary boosters offer considerable advantages

- MEC series electric induction motor, S1 continuous duty with thermal protection integrated on the windings. Motor with high efficiency, therefore, with high performance and lower power consumption. Elastic coupling.
- 10 L water tank with level control against dry running.
- Automatic By-pass valve for pressure regulation.
- Safety valve for overpressure.
- Indicators of control voltage and fuel reserve.
- Diesel boiler with stainless steel coil and steel pipe with burner block in case of lack of water.
- Stainless steel frame and cover.
- Fan with independent motor.
- Thermostat for water temperature control.
- Anti-seize diesel pump.
- Floater level control fuel.
- TST/DSS systems (or TVS system on demand).
- Hour counting Display.
- Flame control.
- Optimal Remote control.

*Optional mobile version with automatic hose reel and double chemical injection with rinsing bypass.



Reference	Bar	Lpm	HP (kW)	Rpm	Volts/Hz	Accessories type:
3.023.24.333	200	15	7,5 (5,5)	1450	400 – 3 (50)	●
3.023.24.335	200	21	10 (7,5)	1450	400 – 3 (50)	●
3.023.24.209	200	30	15 (11)	1450	400 – 3 (50)	●