



## Main stations

Stand-alone system with integrated booster pump

### Click & clean LPJET – Main station with integrated cleaning satellite.



3-in-1 cleaning solution functioning as a workstation supplied with boosted water by an integrated pump.

The pump boosts water up to max. 16 bar. The unit requires connection to mains water supply ( 2-8 bar) and compressed air.

LPJET main station can administer two detergents or disinfectants

It performs rinsing, foam application and disinfection.

It is applicable in decentral open plant cleaning solutions.

Available in a range of different voltages, currents and threads.

#### Click & clean LPJET units are equipped with:

Stainless steel Grundfos booster pump, with Bleu Flux "best efficiency" label.

Flow manager for automatic on/off switch.

Direct mechanical selector valve for water, chemicals and air equipped with extreme resistant Kalrez seals.

2 separated chemical injectors with adjustable dosing ratio (0.15-15%) and suction hoses for chemicals and disinfectant.

Air regulator.

Lockable stainless steel cabinet, with sloped top cover for optimal hygiene.

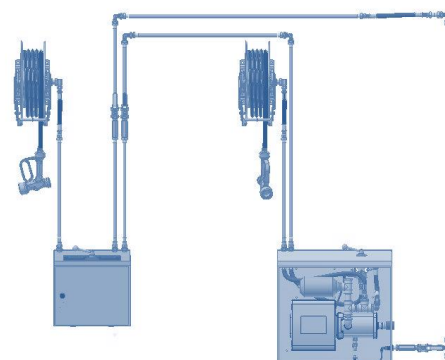
Water connection to provide pressure to other Click & Clean satellites (only on LPJET 14 model).

Dry running protection.

Double security check valve security system with warning system when failing.

#### Technical data

	<b>LPJET 9</b> <b>Ref.100.130</b>	<b>LPJET 14</b> <b>Ref. 100.132</b>
Water inlet connection:	1"BSP	1"BSP
Required inlet supply pressure:	2 - 6 bar	2 - 6 bar
Required minimal inlet flow:	35 l/min.	65 l/min.
Max. water temperature:	80°C	80°C
Max. outgoing pressure:	16 bar	18 bar
Air inlet connection:	1/4"BSP	1/4"BSP
Required air supply pressure:	1 - 6 bar	1 - 6 bar
Max no of users simultaneously:	1	2
Chemical dilution:	2	2
Chemical injectors(100% separated)	2	2
Chemical dosing ratio:	0.15 – 15%	0.15 – 15%
Voltage (50hZ)	1 x 230V	3 x 400V
Power:	1.5 kW	3,2 kW frequency drive
Cabinet dimensions in cm (W x H x D):	50 x 45 x 25	60 x 60 x 25
Accessories type:	●	●



LPJET14 configuration, creating a water pressure network of cleaning point through other satellites.



*Click & clean LPJET 9 Mobile version:*

The Click & clean LPJET9 can be delivered in a mobile version on the Dosanova heavy duty trolley. Ideal for cleaning and disinfection of open spaces.

*Click & clean LPJET9 is standard equipped with:*

Heavy duty trolley with 2 big wheels on the back, 2 swivel wheels on the front with double brake and container holder for 2 x 25liter canisters.

Stainless steel automatic hose reel with 20m Foodflex cleaning hose. Isolated ball valve and foam, disinfection and rinse nozzle. 5 meter electric cable.

**Advantages LPJET units:**

**Easy installation:**

Connected directly to city water tap without extra piping costs.  
Connected to 220V electricity network.

**Performance:**

Delivers perfect foam quality and integrated pump creates enough water power for the daily cleaning and disinfection of bakeries, butchers, large kitchens and high care zones.

**Quality:**

High quality materials with great chemical resistance and ultra-hygienic design.





## Rhinojet – Main station with integrated cleaning satellite.

The Rhinojet main station is a self-standing unit with stainless steel frequencies controlled booster pump that generates 25 bar water pressure to the integrated satellite and other connected satellites who are on the network of cleaning points throughout the food plant.

The Rhinojet main station is standard equipped with an integral satellite. With a single lever the operator can change between the different medias. Only compressed air, water and electric power are to be connected to the unit.

**Functions:**

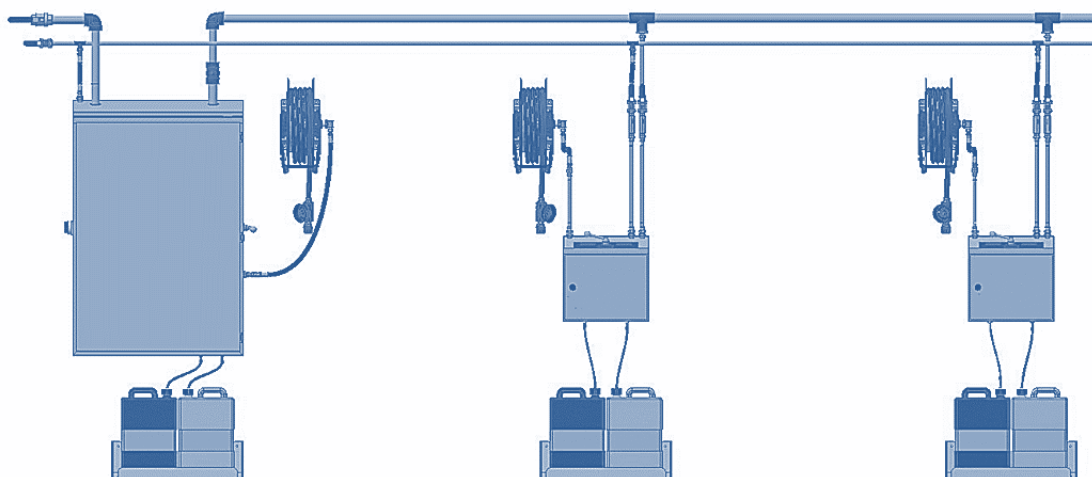
- Foam cleaning
- Foam disinfection
- Clear water rinse

### Click & clean Rhinojet wall mounting units are standard equipped with:

- Stainless steel Grundfos booster pump AISI316 , with Bleu Flux "best efficiency " label and Frequencies controller.
- Stainless steel Maintenance free selector valve for water, chemicals and air.
- 2 separated chemical injectors with adjustable dosing ratio (0.15-15%) who makes it impossible to mix-up chemicals.
- Air regulator.
- Air manometer.
- Lockable stainless steel cabinet, with sloped top cover for optimal hygiene.
- Dry running protector.
- 1 x Stainless steel check valve on water supply.
- 2 x stainless steel check valves with extreme **chemical resistant Kalrez seals** on chemical suction.
- 1 x stainless steel check valve for air supply protection.
- 1 x Check valve with detector when first check valve is failing.
- 1 x bleu suction kit with filter and PVC pipe for foam cleaning chemical.
- 1 x yellow suction kit with filter and PVC pipe for disinfection chemical.
- Set Of dosing tips.
- Exit with water boosted pressure to supply other Click & clean satellites.



### Mounting example. Rhinojet main station with decentral satellites.







### Technical data Rhinojet main stations

Reference	100.22MP80X	100.22MP120X	100.22MP150X
Model	MP80	MP120	MP150
Water inlet connection:	1 1/4"BSP	1 1/4"BSP	1 1/2"BSP
Water inlet supply pressure:	2 - 6 bar	2 - 6 bar	2 - 6 bar
Outlet flow range:	1 - 80 Lpm	1 - 120 Lpm	1 - 150 Lpm
Max. water temperature:	70°C	70°C	70°C
Max. outgoing pressure:	25 bar	25 bar	25 bar
Air inlet connection:	1/2"BSP	1/2"BSP	1/2"BSP
Air supply pressure:	1 - 6 bar	1 - 6 bar	1 - 6 bar
Required inlet volume:	Min.100 Lpm	Min. 140 Lpm	Min. 180 Lpm
Users simultaneously:	1 - 2	1 - 4	1 - 5
Chemical dilution:	2	2	2
Chemical injectors:	2	2	2
Chemical dosing ratio:	0.15 - 15%	0.15 - 15%	0.15 - 15%
Functions:	Foam cleaning	Foam cleaning	Foam cleaning
	Disinfection	Disinfection	Disinfection
	rinse	rinse	rinse
Voltage:	3x400V 50/60Hz	3x400V 50/60Hz	3x400V 50/60Hz
Dimensions cm (WxHxD):	80x100x30	80x160x30	100x200x50
Power:	5,5 kW	7,5 kW	11.5 kW
Accessories type:	•	•	•





## AIR FREE FOAM Main stations.

### Click & clean HPJET series.

From now foam cleaning can be done without the addition of compressed air which is in some cases not available in food processing areas. A special dynamic foam head injects the required air to create the foam and replaces in this way the air compressor. By increasing the water pressure standard to 40 bar instead of 20bar, there is a much lower water consumption needed to achieve a perfect cleaning process.

- **Air free foaming.**
- **50% less water consumption.**
- **100% more rinse impact.**
- **Adjustable in pressure range from 20 up till 200bar.**
- **Up to 60 meter wash down hoses.**
- **Reduces the number of required cleaning systems with 65%.**

### Stationary machines for wall mount are equipped with:

- Triplex, positive displacement pump delivers a smooth, constant flow and pressure. The downstream restriction will require adjustment or a valve to regulate any changes in pressure.
- Pressure regulator.
- Safety valve.
- Stainless steel pressure gauge.
- Stainless steel Maintenance free selector valve for water, chemicals and air.
- Stainless steel brake tank – 12liter.
- Water filter.
- 2 separated chemical injectors with adjustable dosing ratio (0.15-15%) who makes it impossible to mix-up chemicals.
- Stainless steel cabinet, with sloped top cover for optimal hygiene.
- 2 x stainless steel check valves on chemical suction.
- 1 x bleu suction kit with filter and PVC pipe for foam cleaning chemical.
- 1 x yellow suction kit with filter and PVC pipe for disinfection chemical.
- Set Of dosing tips.
- SWI: security water level system. Stops the machine in case of water lack.
- TST: automatically stops the machine (in standby)after 25 Sec. use.
- SBS: automatically complete shut off after 60min in total stop.
- DSS: Drop stop system, total stop system if there are leakages.
- Optional mobile skid in stainless steel, with hose reel, hose, spray gun, container support...
- Optional TMM hot water pump up till 85°C.
- Optional Stainless steel wall supports.
- Optional accessories on page 7 and 8.



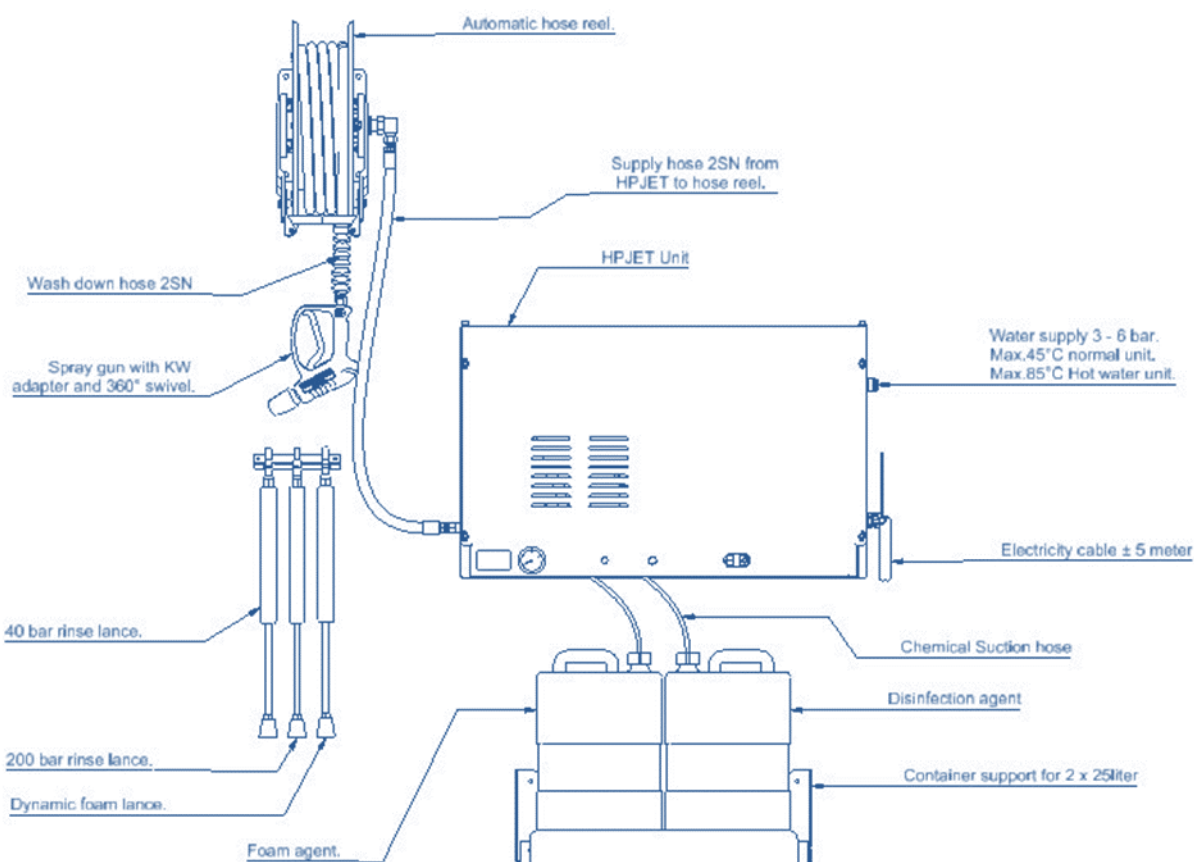


## HPJET unit is the all-rounder:

### Features

✓ Dilution of chemicals	2 (100% separated)
✓ Air free foam cleaning	By the use of dynamic foam lance.
✓ Spray chemicals	By the use of the disinfection lance.
✓ Rinsing at 20 bar	By the use of the bleu rinse lance
✓ Rinsing at 40 bar	By the use of the green rinse lance
✓ Rinsing at 80 bar	By the use of the yellow rinse lance
✓ Rinsing at 150 bar	By the use of the red rinse lance
✓ Rinsing at 200bar with rotating nozzle for maximum impact.	By the use of the Black rinse lance with rotating nozzle.
✓ Sewer and drain cleaning	By the use of the drain cleaning kit
✓ Automatic tank cleaning	By the use of the rotating cleaning head
✓ Automatic belt cleaning	By the use of the belt cleaning unit
✓ Fogging	By the use of Fogging unit

### Installation HPJET





## Advantages of the HPJET machines

### ➤ 100% AIR free foaming system

- HPJET units create foam without the addition of compressed air. The foam is created via a dynamic foam lance that sucks air from the environment through the water passage in the lance.
- Foam is created at the end of the lance and no longer in the satellite.  
Because of this there is no longer “foam” who is transferred through the wash down hoses with quality loss depending on the length of the wash down hose.
- Because of this advantage we can use up to 60 meter lengths of wash down hoses without any foam quality loss.

### ➤ Investment reduction

- Long wash down hoses reduces the investment costs with minimal 65%.  
Because of the 3 x longer hose lengths it reduces the number of cleaning systems in the production zone by 65%
- lower costs for mounting water supply and compressed air pipes.

### ➤ Safety features

- ❖ **No danger for other machines and compressed air equipment in the production area**
- The danger of compressed air lines, compressors, compressed air valves, pistons, air regulators ... being destroyed in other machines because of possible leakage of chemicals into the compressed air supply via cleaning satellites is non-existent.
- ❖ **No danger of chemical mixing with the water network.**
- Every HPJET unit is equipped with a brake tank what makes it impossible to unintentionally suck chemicals back into the water network via vacuum. No security valve is required to connect this system.
- ❖ **Self-protective system.**
- SWI: security water level system. Stops the machine in case of water lack.

### ➤ Energy friendly

- TST: automatically stops the machine (in standby) after 25 Sec. use.
- SBS: automatically complete shut off after 60min in total stop.
- DSS: Drop stop system, Total stop system if there are leakages.

### ➤ Continuity and reliability.


- Every system works independently of each other.  
In standard cleaning systems, usually 1 pump system is used for supplying water pressure to all cleaning satellites. Every HPJET system has its own pump. This guarantees continuity in the cleaning process if one pump should fail.

### ➤ Mistake proof - impossible to make mistakes.

- Only 1 lever to select positions. It is impossible to select different positions at the same time
- The system is equipped with 2 chemical injectors that are 100% separate from each other. If there is switching between the different chemicals, it will always pass by the automatic flushing.
- Chemical suction hoses in colour code.
- Automatic pressure reduction / mounting by switching lances.



HPJET units are assembled in such a way that all parts are easily accessible for maintenance.  
The unit is CE approved.



#### Technical data HPJET main stations Series

Model	HPJET15	HPJET21	HPJET30
Inlet supply pressure:	2 - 6 bar	2 - 6 bar	2 - 6 bar
Minimal supply flow:	20Lpm	25Lpm	35Lpm
Outlet flow range:	15 Lpm	21 Lpm	30 Lpm
*Max. water temperature:	85°C	85°C	85°C
Rinse pressure:	20-200 bar	20-200 bar	40-200 bar
Chemical injectors:	2	2	2
Chemical dosing ratio:	0.15 - 15%	0.15 - 15%	0.15 - 15%
Functions:	<ul style="list-style-type: none"> <li>• Foam</li> <li>• Disinfect</li> <li>• Rinse</li> </ul>	<ul style="list-style-type: none"> <li>• Foam</li> <li>• Disinfect</li> <li>• Rinse</li> </ul>	<ul style="list-style-type: none"> <li>• Foam</li> <li>• Disinfect</li> <li>• Rinse</li> </ul>
Voltage:	3x400V 50Hz	3x400V 50Hz	3x400V 50Hz
Dimensions cm (WxHxD):	950x540x455mm	950x540x455mm	950x540x455mm
Power:	5.5 kW	7.5kW	11Kw
Accessories type:	•	•	•

\*Mobile versions available further in this catalogue – Mobile units.