

Quick couplings & accessories


09

Quick couplings

ST246 quick couplings and plugs suitable with Snap-tite couplings

Max. 350bar / 100°C				
		Stainless steel. F thread.	Stainless steel nipple hardened. F thread.	Stainless steel nipple hardened M thread.
Thread	DN	Reference	Reference	Reference
1/4	6		040 005 423	
3/8	8,5	710 246 238 000	710 246 138 001	
1/2	11	710 246 412 000	710 246 312 001	710 246 312 101
M22	6		040 005 424	

ST3100 quick couplings and plugs

ST3100 quick couplings and plugs					
		St. steel with isolation. F thread.	St. steel with isolation. M thread.	St. steel. F thread.	St. steel. M thread.
Thread	DN	Reference	Reference	Reference	Reference
1/4	10			040005665	
3/8	12	203100456	203100652	040005667	040005668
1/2	12	203100455	203100656	040005661	040005662

KW bayonet quick couplings and plugs

						
Coupling KW 1/4\" M st.st	Plug KW 1/4F	Plug KW 1/4M	M22 : M. St. steel Max. 500 bar	M22 : F. St. steel. Max. 500 bar	M22 M : F. St. steel. Max. 500 bar	M22 M : M. St. steel. Max. 500 bar
Reference	Reference	Reference	Reference	Reference	Reference	Reference
202700355	040001255	040001256	1/4 561 49 3/8 561 69	1/4 561 39 3/8 561 59	1/4 565 29 3/8 565 49	1/4 565 39 3/8 565 59 1/2 565 69







M22 quick screw couplings and plugs

Stainless steel mounting parts

			
Check valve 1/4\" MM Opening pressure 0.05-01 bar. Max. 400bar/90°C EPDM Seal Ref. 200264700	Check valve 1/4\" FF Opening pressure 0.05-01 bar. Max. 400bar/90°C EPDM Seal Ref. 200264500	Check valve 3/8\" FF Opening pressure 0.05-01 bar. Max. 400bar/90°C EPDM Seal Ref. 200264520	Check valve 1/2\" FF Opening pressure 0.05-01 bar. Max. 400bar/90°C EPDM Seal Ref. 200264541
			
Chemical Check valve 1/2\" FF AISI316 With chemical resistant PTFE seal. Max. 55bar/150°C Ref. A-YCVG12-8l	Inline filter 50 micron 1/2\" FF AISI316 Stainless steel 0.5mesh replaceable filter housing. Max. 55bar/150°C Ref. DAG112-8l 50M	1/2\" F BSP 60° weld swivel AISI316 Stainless steel Weld swivel Ø18mm – 1/2\" hydraulic swivel Ref. DKR12G12D18	1/2\" BSP 60° weld nipple AISI316 Stainless steel weld nipple Ø21,5 – G1/2\"BSP 60° Ref. 629G12D215

Installation pipes for satellites

Equipped with 1/2\" swivel connection, chemical resistant check valve, lance and colored ball valve according the passing media.

					
Water supply Reference: 100.280B	Air supply Reference: 100.280W	Premixed Foam cleaner Reference: 100.280G	Premixed disinfection Reference: 100.280Y	Premixed acid cleaning Reference: 100.280R	Out to hose reel Reference: 100.281