



## Hygiene techniques for food industry.

### Click & clean HPJET series.

From now foam cleaning can be done without the addition of compressed air which is in some cases not available in food processing areas. A special dynamic foam head injects the required air to create the foam and replaces in this way the air compressor. By increasing the water pressure standard to 40 bar instead of 20bar, there is a much lower water consumption needed to achieve a perfect cleaning process.

- **Air free foaming.**
- **50% less water consumption.**
- **100% more rinse impact.**
- **Wide range of possibilities and advantages.**
- **Up to 60 meter wash down hoses.**
- **Reduces the number of required cleaning systems with 65%.**





### Stationary machines for wall mount are equipped with:

- Triplex, positive displacement pump delivers a smooth, constant flow and pressure. The downstream restriction will require adjustment or a valve to regulate any changes in pressure.
- Pressure regulator.
- Safety valve.
- Stainless steel pressure gauge.
- Stainless steel Maintenance free selector valve for water, chemicals and air.
- Stainless steel brake tank – 12liter.
- Water filter.
- 2 separated chemical injectors with adjustable dosing ratio (0.15-15%) who makes it impossible to mix-up chemicals.
- Stainless steel cabinet, with sloped top cover for optimal hygiene.
- 2 x stainless steel check valves on chemical suction.
- 1 x bleu suction kit with filter and PVC pipe for foam cleaning chemical.
- 1 x yellow suction kit with filter and PVC pipe for disinfection chemical.
- Set Of dosing tips.
- SWI: security water level system. Stops the machine in case of water lack.
- TST: automatically stops the machine (in standby) after 25 Sec. use.
- SBS: automatically complete shut off after 60min in total stop.
- DSS: Drop stop system, total stop system if there are leakages.
- Optional mobile skid in stainless steel, with hose reel, hose, spray gun, container support...
- Optional TMM hot water pump up till 85°C.
- Optional Stainless steel wall supports.
- Optional accessories on page 7 and 8.



*Mounting example, Hose reel, skid and accessories not included.*

### Mobile version is extra equipped with:

- Click & clean main station with integrated satellite. See here above.
- Stainless steel heavy duty trolley
- 2 x big wheels on the back
- 2 x stainless steel swivel wheels with brake in the front.
- Container holder for 2 x 25 liter cans.
- Stainless steel automatic spring driven hose reel.
- 20 meter 5 layer hose with reinforcements, Max. 400bar /150°C.
- Stainless steel Spray gun with quick coupling and “Low trigger force” technology.





## Possibilities with the HPJET machines:

### Rinse @ 40 bar



Place the selector in rinse position.  
When connecting the blue lance to the gun the pressure automatically switches to 40 bar.

### Air free foaming



When connecting the Dynamic foam lance to the gun and the selector in on foam or disinfection position, the chemical injector sucks and mixes the chemical into the water stream. The Dynamic foam lance injects air from the environment and creates a superb foam.

### Rinse @ 40 bar



Place the selector in rinse position.  
When connecting the Red lance to the gun the pressure automatically switches to 200 bar.

### Sewer and drainage cleaning



Place the selector in rinse position.  
Connecting the sewer kit to the spray gun and clogged pipes or frozen pipelines can be flushed.

### Rinse @ 200 bar with extreme impact.



Place the selector in rinse position.  
When connecting the black lance to the gun the pressure automatically switches to 200 bar. The turbo nozzle starts to rotate and the impact of the water jet increased by 80%.

### Tank cleaning.



Place selector on rinse position.  
Connect the tank nozzle via a hose and place the tank nozzle via an adapter in the tank.  
By switching the selector to foam or disinfection,

chemistry is automatically dosed with the water flow so the tank can be cleaned and disinfected.  
Place the selector in rinse position.  
Rinse the tank with clear water.



## Advantages of the HPJET machines

### ➤ 100% AIR free foaming system

- HPJET units create foam without the addition of compressed air. The foam is created via a dynamic foam lance that sucks air from the environment through the water passage in the lance.
- Foam is created at the end of the lance and no longer in the satellite.  
Because of this there is no longer “foam” who is transferred through the wash down hoses with quality loss depending on the length of the wash down hose.
- Because of this advantage we can use up to 60 meter lengths of wash down hoses without any foam quality loss.

### ➤ Investment reduction

- Long wash down hoses reduces the investment costs with minimal 65%.  
Because of the 3 x longer hose lengths it reduces the number of cleaning systems in the production zone by 65%  
Bonus: lower costs for mounting water supply and compressed air pipes.

### ➤ Safety features

- ❖ **No danger for other machines and compressed air equipment in the production area**
- The danger of compressed air lines, compressors, compressed air valves, pistons, air regulators ... being destroyed in other machines because of possible leakage of chemicals into the compressed air supply via cleaning satellites is non-existent.
- ❖ **No danger of chemical mixing with the water network.**
- Every HPJET unit is equipped with a brake tank what makes it impossible to to unintentionally suck chemicals back into the water network via vacuum. No security valve is required to connect this system.
- ❖ **Self-protective system.**
- SWI: security water level system. Stops the machine in case of water lack.

### ➤ Energy friendly

- TST: automatically stops the machine (in standby) after 25 Sec. use.
- SBS: automatically complete shut off after 60min in total stop.
- DSS: Drop stop system, Total stop system if there are leakages.

### ➤ Continuity and reliability.

- Every system works independently of each other.  
In standard cleaning systems, usually 1 pump system is used for supplying water pressure to all cleaning satellites. Every HPJET system has its own pump. This guarantees continuity in the cleaning process if one pump should fail.

### ➤ User friendly.



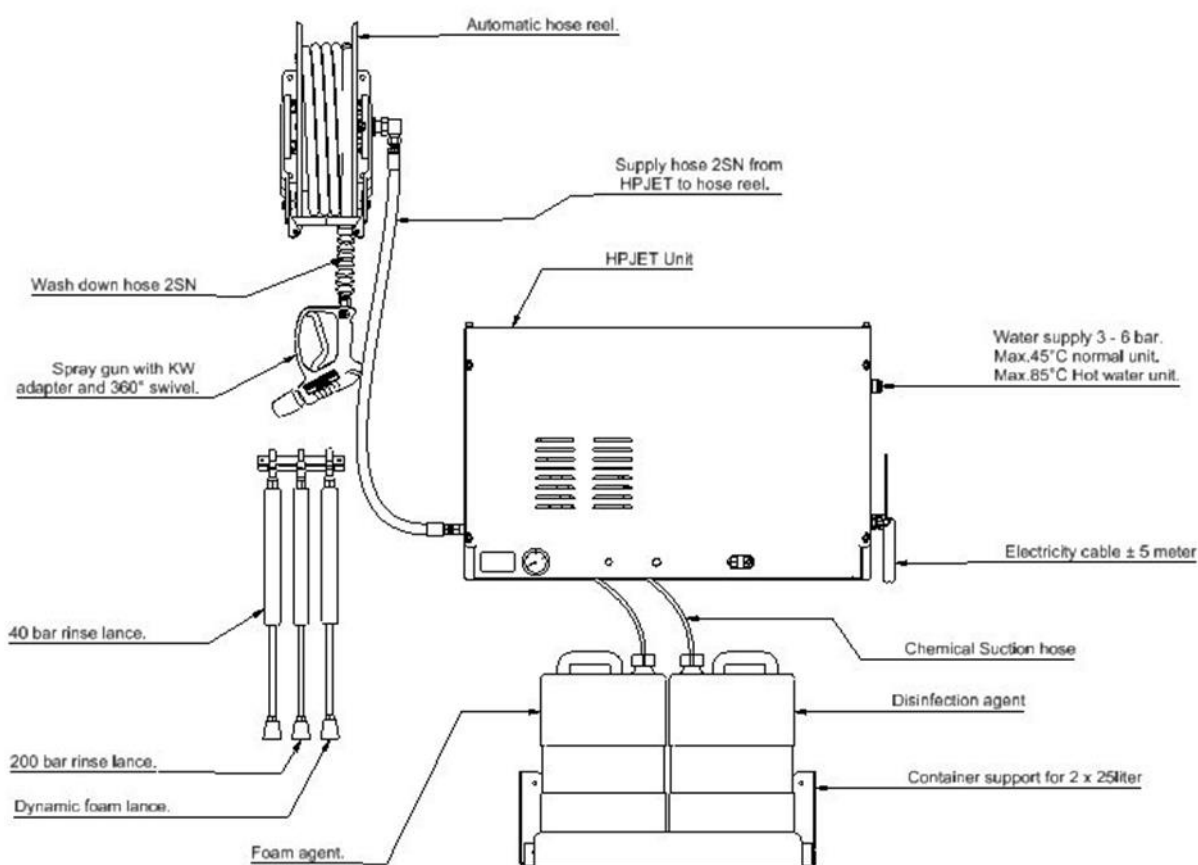


- Because there is no longer transfer of foam through the wash down hoses a Smaller and more flexible wash down hose is used.
- Wide range of accessories to make the complete cleaning process efficient and easy.  
Tank cleaning, conveyor cleaning, sewer and drain cleaning.

➤ **Mistake proof - impossible to make mistakes.**


- Only 1 lever to select positions. It is impossible to select different positions at the same time
- The system is equipped with 2 chemical injectors that are 100% separate from each other. If there is switching between the different chemicals, it will always pass by the automatic flushing.
- Chemical suction hoses in colour code.
- Automatic pressure reduction / mounting by switching lances.

**Mounting HPJET unit.**





HPJET units are assembled in such a way that all parts are easily accessible for maintenance.  
The unit is CE approved.




#### Technical data Click & clean HPJET Series

Reference	100.140	100.144	100.146	100.146XM
<b>Model</b>	HPJET15	HPJET21	HPJET30	HPJET30 mobile
<b>Inlet supply pressure:</b>	2 - 6 bar	2 - 6 bar	2 - 6 bar	2 - 6 bar
<b>Minimal supply flow:</b>	20Lpm	25Lpm	35Lpm	35Lpm
<b>Outlet flow range:</b>	15 Lpm	21 Lpm	30 Lpm	30 Lpm
<b>*Max. water temperature:</b>	45°C/*85°C	45°C/*85°C	45°C/*85°C	45°C/*85°C
<b>Rinse pressure:</b>	20-200 bar	20-200 bar	40-200 bar	40-200 bar
<b>Chemical injectors:</b>	2	2	2	2
<b>Chemical dosing ratio:</b>	0.15 - 15%	0.15 - 15%	0.15 - 15%	0.15 - 15%
<b>Functions:</b>	<ul style="list-style-type: none"> <li>• Foam</li> <li>• Disinfect</li> <li>• Rinse</li> </ul>	<ul style="list-style-type: none"> <li>• Foam</li> <li>• Disinfect</li> <li>• Rinse</li> </ul>	<ul style="list-style-type: none"> <li>• Foam</li> <li>• Disinfect</li> <li>• Rinse</li> </ul>	<ul style="list-style-type: none"> <li>• Foam</li> <li>• Disinfect</li> <li>• Rinse</li> </ul>
<b>Voltage:</b>	3x400V 50Hz	3x400V 50Hz	3x400V 50Hz	3x400V 50Hz
<b>Dimensions cm (WxHxD):</b>	950x540x455mm	950x540x455mm	950x540x455mm	1180x1200x750 mm
<b>Power:</b>	5.5 kW	7.5kW	11Kw	11Kw

\*Optional 85°C. incoming water temperature. See accessories.



**Accessories Click & clean HPJET.** This is a selection of the most common accessories. Check your Dosanova distributor for more options and possibilities.

<p>Stainless steel spray gun with low trigger force technology.</p> <p>Max. 310bar/150°C. Equipped with 360° rotating swivel connection and KW quick coupling.</p> <p>Ref. 202700575</p>		<p>DN10 Smooth bleu wash down hose. Non marking. Max. 400bar / 150°C. Equipped with stainless steel adapters and hose bend restrictor.</p> <table><tr><td>302653X2.5</td><td>2,5 meter</td></tr><tr><td>302653X20</td><td>20 meter</td></tr><tr><td>302653X35</td><td>35 meter</td></tr><tr><td>302653x60</td><td>60 meter</td></tr></table>	302653X2.5	2,5 meter	302653X20	20 meter	302653X35	35 meter	302653x60	60 meter					
302653X2.5	2,5 meter														
302653X20	20 meter														
302653X35	35 meter														
302653x60	60 meter														
<p>Stainless steel heavy duty automatic spring driven hose reel.</p> <p>Max.200Bar / 90°C</p> <table><tr><td>260.HR1100</td><td>20 m. hose</td></tr><tr><td>260.HR3500</td><td>35 m. hose</td></tr><tr><td>260.HR6000</td><td>60 m. hose</td></tr></table>	260.HR1100	20 m. hose	260.HR3500	35 m. hose	260.HR6000	60 m. hose		<p>Stainless steel swivel bracket wall mount for hose reels.</p> <p>Turns the hose reel ± 170°</p> <table><tr><td>260.ST20</td><td>20 m. reel</td></tr><tr><td>260.ST30</td><td>35 m. reel</td></tr><tr><td>260.ST60</td><td>60 m. reel</td></tr></table>	260.ST20	20 m. reel	260.ST30	35 m. reel	260.ST60	60 m. reel	
260.HR1100	20 m. hose														
260.HR3500	35 m. hose														
260.HR6000	60 m. hose														
260.ST20	20 m. reel														
260.ST30	35 m. reel														
260.ST60	60 m. reel														
<p>Stainless steel BLEU Rinse lance with nozzle protector and KW nipple.</p> <p><b>By connecting this lance, the water pressure automatically turns to 40 bar.</b></p> <p>Ref. 40.2160.60X40</p>		<p>Stainless steel RED Rinse lance with nozzle protector and KW nipple.</p> <p><b>By connecting this lance, the water pressure turns automatically to 200 bar.</b></p> <p>Ref. 40.2160.30X200</p>													
<p>Stainless steel Dynamic foam lance with KW nipple.</p> <p>High quality foam is made by this lance with integrated air injector if selector is in foam or disinfection position.</p> <p>Ref. 200075513X</p>		<p>Stainless steel Turbo Rinse lance with rotating nozzle (ceramic insert) and KW nipple.</p> <p><b>By connecting this lance, the water pressure turns automatically to 200 bar. With extreme impact.</b></p> <p>Ref. 200357545X</p>													
<p>Stainless steel Push &amp; pull lance. Variable adjustment of spraying angle from 20 to 140°. Espacilly designed for cleaning of places with difficult acces.</p> <p>Max. 210bar/150°C.</p> <p>Equipped with KW nipple and nozzle protector. By connecting this lance, the water pressure automatically turns to 40 bar.</p> <p>Ref. 200085600X</p>		<p>Stainless steel canister support.</p> <p>Heavy duty wall support for 2 x 25 liter chemical canisters.</p> <p>Ref.270.110</p>													




#### Hot water pump

Optional the HPJET unit can be equipped with a high temperature pump. This pump can be used with supply water of maximal 85°C instead of the usual 55°C booster pump.

This hot water pumps are mainly used in applications where hot water is used for quick drying after cleaning, help in disinfection or where heavy duty degreasing is demanded.

Hot water pumps do not need other specific maintenance than normal booster pumps.



#### Sewer or drain cleaning kit.

20 meter of extreme flexible hose equipped with stainless steel sewer cleaning nozzle with centric hole front jet for penetrating of clogged pipes or frozen pipelines. Rear jets for flushing away of the waste materials.




Equipped with stainless steel KW nipple to connect directly on the spray gun.

#### Automatic conveyor cleaning

Automatic passage cleaning. Conveyor belts, trolley passage, ovens...

By connecting the HPJET unit to an hydraulic rotor arm with rotor swivel, its start to turn 360°.

The rotor arm come in variety of configurations and can be mounted horizontal or vertical.



Contact us for the selection of the correct spinner.

#### Automatic tank cleaning



Tank washing is an important job in many industrial applications, and can be time-consuming and expensive without the correct solution for the given application.

Storage tanks, process

vessels, reactors, and process equipment can vary significantly in scope and size across all industries.

Spray nozzles maximize the efficiency of washing applications by ensuring proper distribution of the cleaning media, reducing operating and disposal costs. They offer significant time and money saving over other cleaning options such as "fill and drain" or manual entry.



Contact us for the selection of the correct tank washing nozzle.

#### Dosanova bvba

Offices:

Klijtstraat 52 – 8870 Izegem Belgium

Tel. 0032.(0)473.71.73.61

info@dosanova.com

www.dosanova.com

Wearhouse

Molstraat 102/1 – 8870 Izegem Belgium